

Health and Safety Workshop

Glyn Smith
Robert Withers

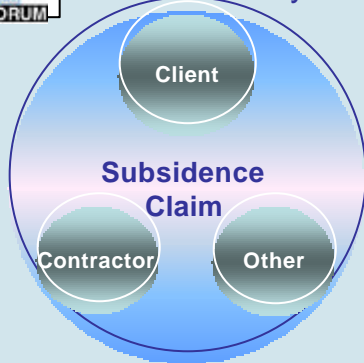
1

Hope & Salvation

- Hazard
 - something with potential for harm
- Risk
 - how much harm
 - how likely the harm
- Control
 - eliminate the hazard or reduce the risk of the hazard causing harm


2

The Players



3

Oh !?*@# !!
(dear)



4

H&S Responsibilities



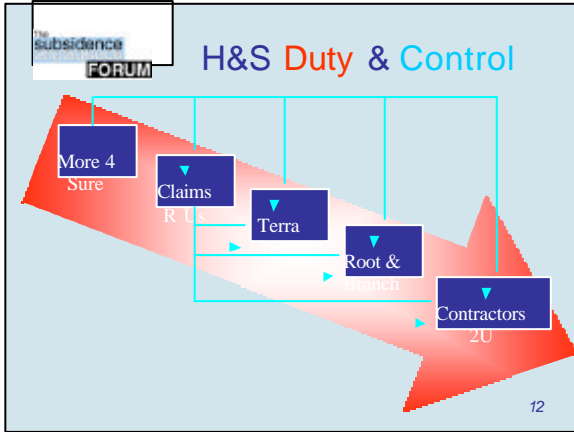
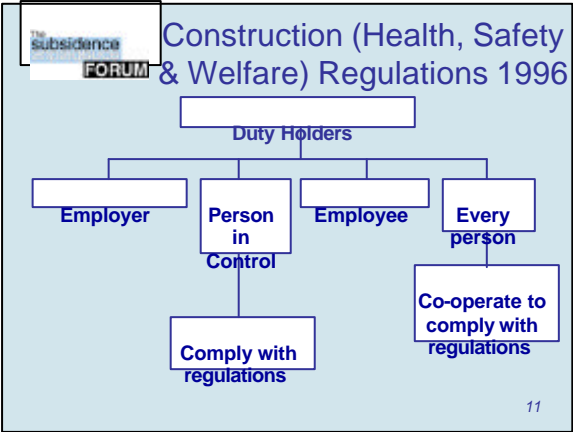
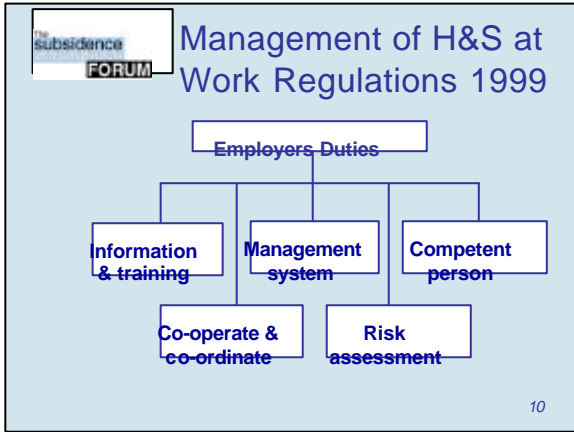
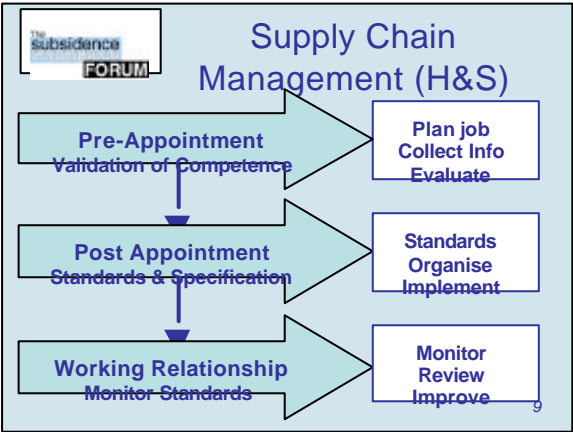
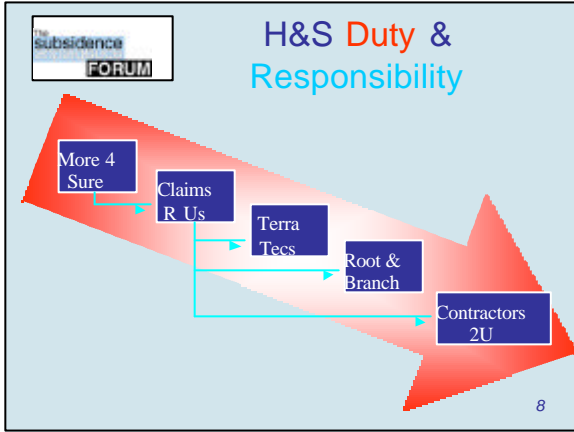
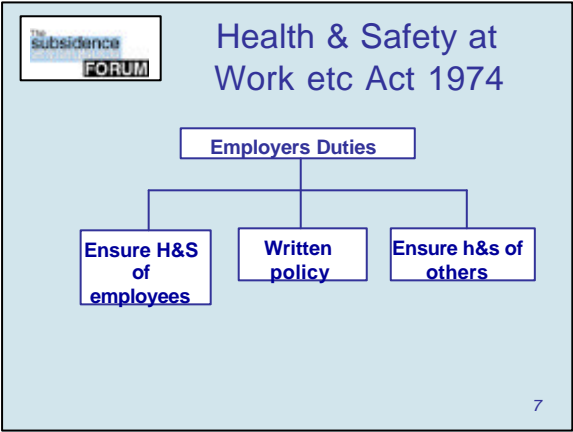
- Common law
 - Duty of care
- Statute (Criminal Law)
 - Health and Safety at Work etc Act 1974 - sections 2 and 3.

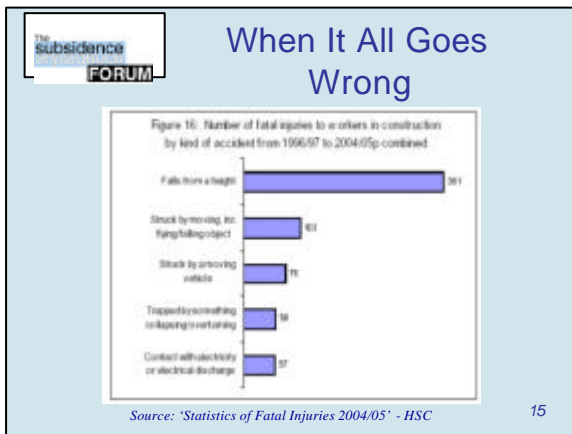
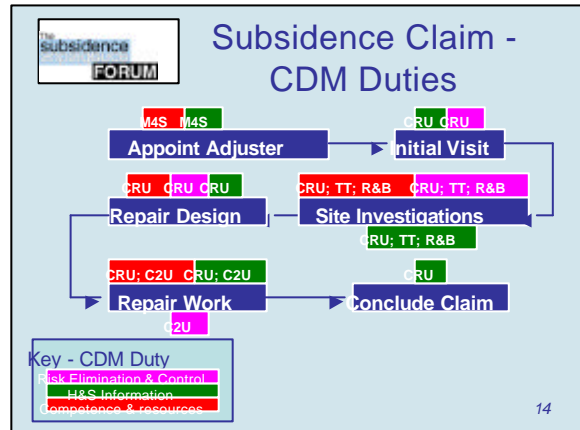
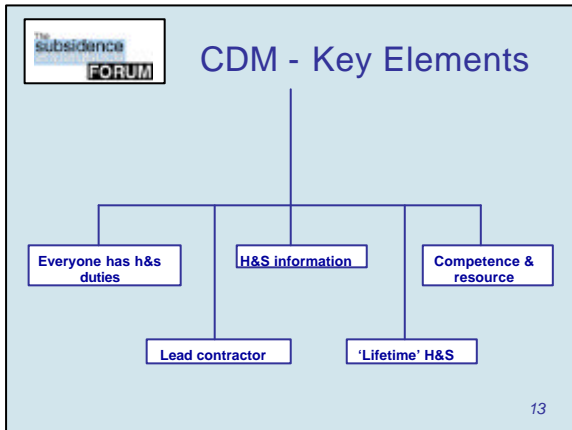
5

Construction H&S Law



6





- When It All Goes Wrong**
- Client
 - Daniel Platt Ltd (23/07/2000)
 - father & son killed by kiln collapse
 - client failed to ensure H&S Plan in place before work started etc
 - Fine - £125,000 + £10,000 costs
- 16

- When It All Goes Wrong**
- Client
 - JCB Developments (14/10/2003)
 - workers exposed to asbestos during refurbishment work
 - client failed to asses/determine risk of asbestos hazard
 - Fine - £10,000 + £6,400 costs
- 17

- When It All Goes Wrong**
- Designer & Contractor
 - Lindsey Barr & Dave O'Keefe & Co Ltd (26/02/2001)
 - worker killed in underpin excavation by collapse of foundations
 - Designer failed to carry out proper design risk assessment - Fine - £45,000 + £30,000 costs
 - Contractor failed to provide proper support, risk assessment, method statement - Fine - £25,000 + £15,000 costs
- 18

3 Golden H&S Rules

1

Check h&s competency & resources

- job and requirements
- relevant questions
- meaningful evaluation

19

3 Golden H&S Rules

2

Identify & Implement H&S Standards

- apply sufficient time and money
- joint h&s organisation
- h&s in service standards and process
- innovate for h&s

20

3 Golden H&S Rules

3

Get it Right in Practice

- training & information
- measure performance
- review
- correct & improve

21



22

How to stay out of jail: dealing with the risks and your responsibilities.



How to stay out of jail: dealing with the risks and your responsibilities.

I got out of bed this morning and the first thing I thought was

Tea/coffee?

have/shower?

I'm going to go to work and plan to hurt or kill someone!

24

How to stay out of jail: dealing with the risks and your responsibilities.

CDM Regulation – the construction (design and management) regulations 1994

- From an EU directive 92/57.

Health and Safety at work act 1974.

No one sets out to harm another person.

25

How to stay out of jail: dealing with the risks and your responsibilities.

CDM covers:

- Client
- Planning Supervisor
- Designers
- Principle contractor
- Contractors (sub contractors)

26

How to stay out of jail: dealing with the risks and your responsibilities.

Definition of a contractor under CDM is.....

Any person who carries on a trade, business or undertaking (**whether for profit or not!**) in connection with which he

- Undertakes to or manages construction work
- Arranges for any person at work or under his control to carry out or manage construction work.

27

How to stay out of jail: dealing with the risks and your responsibilities.

- Principle contractor – main contractor
- Contractor - sub contractor

Two principle contractors in the event of a specialist.

28

How to stay out of jail: dealing with the risks and your responsibilities.

Pre- construction health and safety plan:

Enables the contractor to plan with better and superior knowledge of the site , already gained by the planning supervisor and or the designer.

Things to note and look for.....

29

How to stay out of jail: dealing with the risks and your responsibilities.

- Is the property occupied ?
- What additional risk does this place on the project?
- Welfare facilities including hot water
- Site environment
- Design information
- Is it safe to construct as designed?

30

How to stay out of jail: dealing with the risks and your responsibilities.

Vehicle movements
Skip runs across the pavements
Pedestrian access.
Spotting the hazards in advance

31

How to stay out of jail: dealing with the risks and your responsibilities.

New working at height regulations
Came into force this year.



Can you spot the hazard?



33

Health and Safety
Working at height



34

How to stay out of jail: dealing with the risks and your responsibilities.

The contractor has a duty of care to question the pre contract H&S plan if he considers it inadequate.

Site investigation risks:

- Cables
- Water main
- Gas and Electric mains.

35

How to stay out of jail: dealing with the risks and your responsibilities.

Examples of design:

- Reinforced brickwork at height will require a scaffold under the new regulations
- 6 m deep traditional underpinning – is this a risk to take when piling could be a more economic and safer option

36

How to stay out of jail: dealing with the risks and your responsibilities.

Types of pile:

- Drop hammer
- Grundomat
- Auger

All have associated risks.

37

How to stay out of jail; dealing with the risks and your responsibilities.

Risk assessments

Method statements.

To cover all activities.

38

How to stay out of jail; dealing with the risks and your responsibilities.

Coshh assessments:

CEMENT:

Used every day in construction.

Do you understand the risks.

39

How to stay out of jail; dealing with the risks and your responsibilities.



40

How to stay out of jail; dealing with the risks and your responsibilities.



41

How to stay out of jail; dealing with the risks and your responsibilities.



42

How to stay out of jail; dealing with the risks and your responsibilities.

Assessment and audit of all contractors:

- CSCS cards
- ASUC members
- Warranties
- Others?

43

Health and safety file returned to “client”

- Record drawings
- Pile logs
- Warranty
- Risks on future use of building – post tensioned RC beams
- Demolition risks.

44

Health and Safety requires pro-active management and a culture of safety within the whole process.

CDM requires **all** those involved in the process from the client down to adopt an integrated approach to health and safety management.

45

References:

Bed time reading:-

CDM procedures manual – Stuart Summerhayes

CDM regulations A Design Risk Assessment Manual.

46



Can you spot the difference ?



47

I got out of bed this morning – I did not mean to kill or hurt anyone but.....

Please do let this be you - by following the correct procedures you can minimise that risk

Rob Withers.



11th October 2005

48